

450 MULCHER

BRON
POWER TO PERFORM



The BRON 450 Mulcher is the right machine to tackle jobs such as right of way clearing for seismic lines, electric and power lines, pipelines, clearing for commercial sites, recreational trails, golf courses, building lots, and forestry fireguards!

HYDRAULIC TILTING CAB
HEAVY DUTY FINAL DRIVES
HIGH EFFICIENCY COOLING PACKAGE
D5 WITH OPTIONAL D6 UNDERCARRIAGE

5.63 PSI *WITH HEAD

LOW GROUND PRESSURE


OSCILLATING
TRACK FRAMES

MANOEUVRABILITY

450 HP CUMMINS
X12
ENGINE


EFFICIENT POWER

FEATURES



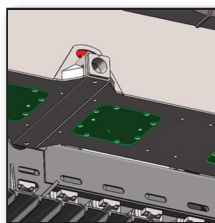
ERGONOMIC DESIGN

Pressurized cab has joystick steering & seating designed for operator comfort with height, headrest & seat tilt adjustments & air-ride suspension to reduce operator fatigue.



OSCILLATING TRACK

Frames pivot freely for maximum surface contact & traction. Wide tracks add stability & flotation in sensitive environments. Standard or full track guides available.



REMOVABLE BELLY PANS

For easy cleanout & service with recessed fasteners for a smooth underside.



TILTING CAB, LEXAN & ROPS / FOPS

1/2" Lexan™ standard with optional 1 1/4" windshield protects the operator from high speed debris. ROPS & FOPS certified for added safety. Tilting cab for easy service access.



REAR-VIEW CAMERA

The wide-angle lens reduces the need to look over your shoulder, allowing you to focus on the task at hand!



COLD START & LOW RUNNING TEMP

Intake manifold grid pre-heat warms the engine while oversized heat exchangers & a proportional fan circuit cool as needed.

OPTIONS



POSITIVE AIR SHUT-OFF

The positive air shut-off shuts down the engine by preventing engine air intake.



AUDIO

Digital media receiver (AM/FM/USB) with built-in Bluetooth for streaming any audio from your mobile device.



HYDRAULIC WINCH

Available with 30,000 lb hydraulic winch.



PRO HEAT

Diesel powered pre-heating solution for quick and reliable cold weather starting.



FRONT WINDOW GUARD

The front window guard protects the front window from large branches.



AUX BATTERY GROUP

Two additional Batteries for additional cranking power.

MULCHER SPECIFICATIONS

Operating Weight With Head - lbs (kg)	47,900 (21,725)
Overall Width - in. (mm)	109 (2,768)
Overall Height - in. (mm)	127 (3,225)
Overall Length Without Head - in. (mm)	273 (6,934)
Cab	Tilting Cab with manual heat & cool (ROPS & FOPS)
Steering	Joystick control
Engine Make & Model	Cummins® X12
Emissions Certified	T4f / Stage V
Rating	2100 rpm
Net Power - hp (KW)	400 (298) 450 peak (336)
Torque - ft-lbs(Nm)	1600 (2169)
Fuel Tank Capacity - U.S. Gal. (L)	145 (550)
Ground Pressure With Head - psi (kPa)	5.62 (38.8) SAE-J1309
Ground Clearance - in. (mm)	22" (558)
Undercarriage	D5 (D6 optional)
Suspension	Oscillating track frames
Travel Speed - mph (kph)	4.1 (6.6)

BRON
POWER TO PERFORM

www.rwfbbron.com

Toll Free: 1.800.263.1060
Tel: 1.519.421.0036 | Fax: 519.421.0028
Email: info@rwfbbron.com

873 Devonshire Avenue,
Woodstock, Ontario, Canada, N4S 8Z4